

Rhyming Scavenger Hunt

Objective

Students will practice recognizing rhyming words

Ages

3-6 years old

Materials

- A set of laminated picture cards with rhyming pairs (e.g., cat/hat, sun/run)
- You'll need at least 1 pair for each student

How to Play


1. Hide half of each rhyming pair around the classroom or play area
2. Give each child a picture card and ask them to find the matching rhyme
3. Have the children walk around the room and search for the hidden rhyming cards
4. When a child finds a match, they bring both cards to the teacher to confirm the rhyme
5. If the match is correct, the child can then help others find their matches or the teacher can give them another picture card. You could also ask the student if they can generate other words that rhyme with their card
6. If the match is incorrect, the teacher should help the child understand why their words do not rhyme (e.g., cat - /at/, mop - /op/; /at/ and /op/ are different sounds). The student should put the card back where they found it and try again
7. Keep playing until all the matches have been found

Variations


- You can also do this as a whole class or small group activity
- Use objects from around the classroom instead of picture cards
- Use more complex or multisyllabic words to increase the level of difficulty



cat




mat



hat



rat



bat



pan



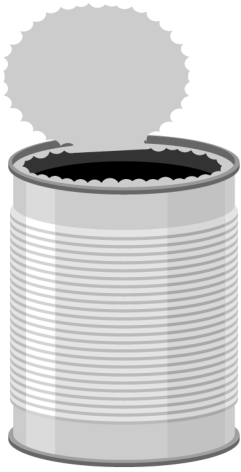
man




fan



van




can



fly



tie




pie




sky




cry



bee



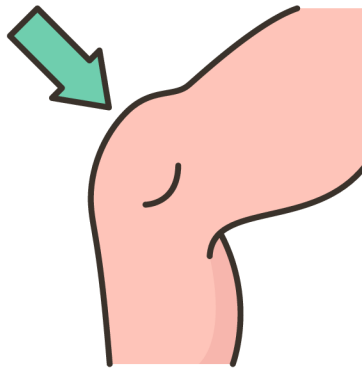
tree



key



three



knee




goat



boat



coat




note




cake



lake



bake



snake



rake



snow



bow



toe




row




throw




rain



plane



train



chain



brain



star



car



jar




bar



frog



log



dog




pen



ten



den



hen